



键盘用户手册

5087QMK

User Manual
Benutzerhandbuch

快速开始指南 ▶
Quick Start Guide

感谢您购买及使用本产品




为了给您带来更好的使用体验，在使用产品前请仔细阅读本说明书，并请妥善保管，以便日后参观。

LED 指示灯

指示灯1	Caps	白光常亮
指示灯2	系统指示灯	MAC白光常亮/Win不亮灯
指示灯3	锁WIN	白光常亮

包装内容




系统需求

Windows®XP / Vista / 7 / 8 / 10或更高版本

安装步骤

将键盘USB连接线插入电脑的USB接口即可开始使用。

5087QMK组合键功能




Fn+	F1	我的电脑
	F2	电子邮件
	F3	= Windows搜索
	F4	浏览器主页
	F5	多媒体播放器

Fn+	F6	播放 / 暂停
	F7	上一首
	F8	= 下一首
	C	计算器
	M	静音

Fn+	<	音量减小
	>	音量增加
	w	= 将WASD与 ↑↓←→键对调

5087QMK系统功能 (Windows)




锁Win键
Fn + 左Win

恢复出厂设置
长按 左Win + 右Win 3秒


WIN系统 ⇌ MAC系统
Fn + O

5087QMK系统功能 (Mac)



F1	降低显示屏亮度	F7	向后跳(音频)	F11	调低音量
F2	增加显示屏亮度	F8	暂停/播放(音频)	F12	调高音量
F3	开放任务控制	F9	向前跳过(音频)	左Win	Option
F4	呼出Siri	F10	静音	左Alt	Command
右Alt	Command	Fn + (F1 ~ F12)			
右Win	Option	F1 ~ F12			

5087QMK灯光调节



FN++	灯光速度变慢	FN+↑	灯光变亮	FN+←	灯光饱和度-
FN+=	灯光速度变快	FN+↓	灯光变暗	FN+→	灯光饱和度+
FN+L	灯光关闭/开启	FN+\	切换18种灯效		

Akko保修和服务声明

1. Akko为中国大陆的客户提供一个保修。对于其他地区，请联系您的卖家（Akko分销商）以了解具体的保修政策。
2. 如果保修期到期，客户需要支付维修费用。如果用户喜欢自己修理键盘，Akko也会提供说明。用户应对自行修复过程中发生的任何损失承担全部责任。
3. 在未经制造商/卖方指示的情况下拆开键盘将立即导致保修无效
4. 官方售后服务时间为每周一至周五上午10:00至下午18:00
节假日以国家法定节日休息为准。
5. 退货和保修政策在不同的平台上可能有所不同，并在购买时取决于具体的经销商。

公司：深圳银宸科技有限公司

地址：深圳市宝安区松岗街道碧头第一工业区朗碧路33号

电话：0755-23216420

网址：www.akkogear.com

产地：中国·深圳

Company: Shenzhen Yincheng Technology Co., Ltd

Address: 33 Langbi Rd, Bitou First Industrial Zone, Bao'an District, Shenzhen, China



WARNING:
Water and Beverages can't be
poured into the Keyboard.



中国制造/Made in China

注意 事项


人为损坏不局限于键盘进水、高处坠落、过度用力拉扯线材等，键盘为电子产品请按照电子产品保护方式爱惜使用。

To provide you with a better user experience, please read this manual carefully before using the product.

LED Indicator

LED Indicator 1	Caps	Steady White
LED Indicator 2	System Indicator	Mac OSX (Steady White) / Windows (OFF)
LED Indicator 3	Lock Win	Steady White

Packing List




System Requirement

Windows®XP / Vista / 7 / 8 / 10 or higher version

Installation Guide

Plug the USB cable of the keyboard into a USB port on your computer to start using it.

5087QMK HotKeys




Fn+	F1	File Explorer
	F2	E-mail
	F3	= Windows Search
	F4	Browser Homepage
	F5	Multimedia Player

Fn+	F6	Play/Pause
	F7	Previous Song
	F8	= Next Song
	C	Calculator
	M	Mute

Fn+	<	Decrease Volume
	>	Increase Volume
	w	= Swap WASD with ↑ ↓ ← →

5087QMK System Commands (Windows)



Lock Win key

Press Fn
and left Win key


Restore Factory Settings

Hold down Left Win
and Right Win key for 3s

Win system ⇌ MAC system


Press Fn and O key

5087QMK System Commands (Mac)



<u>F1</u>	<u>Decrease display brightness</u>	<u>F7</u>	<u>Skip back (Audio)</u>	<u>F11</u>	<u>Volume down</u>
<u>F2</u>	<u>Increase display brightness</u>	<u>F8</u>	<u>Pause/Play (Audio)</u>	<u>F12</u>	<u>Volume up</u>
<u>F3</u>	<u>Open mission control</u>	<u>F9</u>	<u>Skip forward (Audio)</u>	<u>Left Win</u>	<u>Option</u>
<u>F4</u>	<u>Activate Siri</u>	<u>F10</u>	<u>Mute</u>	<u>Left Alt</u>	<u>Command</u>
<u>Right Alt</u>	<u>Command</u>	Fn + (F1 ~ F12) F1 ~ F12			
<u>Right Win</u>	<u>Option</u>				

5087QMK Backlight Settings



<u>FN+-</u>	<u>Slower Animation</u>	<u>FN+ ↑</u>	<u>Bright</u>	<u>FN+←</u>	<u>Color saturation-</u>
<u>FN+=</u>	<u>Faster Animation</u>	<u>FN+ ↓</u>	<u>Dim</u>	<u>FN+→</u>	<u>Color saturation+</u>
<u>FN+L</u>	<u>Light On / Off</u>	<u>FN+ \</u>	<u>18 different lighting effects will be changed</u>		

AKKO Warranty and Service Statement

1. Akko provides One-Year warranty for customers in mainland China. For other regions, please contact your seller (Akko distributor) for specific warranty policy.
2. If the warranty window expires, customers need to pay for repairs. Akko will also provide instructions if users prefer to repair the keyboard by themselves. However, users shall take full responsibility for any loss happened during self-repair.
3. Disassembling the keyboard without manufacturer/seller's instruction will immediately void the warranty.
4. The return and warranty policy may vary in different platforms and are subject to the specific distributor at the time of purchase.

Company: Shenzhen Yinchon Technology Co., Ltd

Address: 33 Langbi Rd, Bitou Community 1st Industrial Zone, Bao'an District, Shenzhen, China

Tel: 0755-23216420

Website: www.akkogear.com

Origin: Shenzhen, China



WARNING:
Water and Beverages can't be
poured into the Keyboard.



[instagram.com/akkogear](https://www.instagram.com/akkogear)



[facebook.com/akkogear](https://www.facebook.com/akkogear)

中国制造/Made in China



[tiktok.com/@akkogear](https://www.tiktok.com/@akkogear)

Precautions

Man-made damage is not limited to immersion, falling off, and pulling off the wires with excessive forces, etc.



www.akkogear.com

