



键盘用户手册

MOD007 v3 QMK

User Manual
Benutzerhandbuch

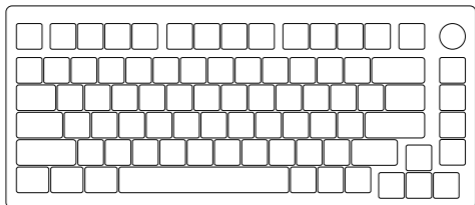
快速开始指南 ▶
Quick Start Guide

感谢您购买及使用本产品



为了给您带来更好的使用体验，在使用产品前请仔细阅读本说明书，并请妥善保管，以便日后参观。

产品概览



包装内容




系统需求

Windows®XP / Vista / 7 / 8 / 10或更高版本

安装步骤

将键盘USB连接线插入电脑的USB接口即可开始使用。

MOD007 V3 QMK 组合键功能

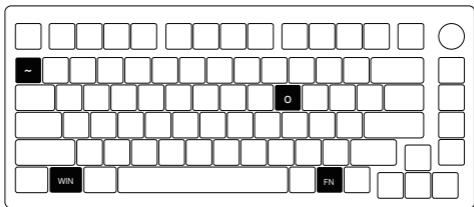


Fn+	F1	我的电脑
	F2	电子邮件
	F3	= Windows搜索
	F4	浏览器主页
	F5	多媒体播放器

Fn+	F6	播放 / 暂停
	F7	上一首
	F8	= 下一首
	C	计算器
	I	Ins

Fn+	P	= Print SCR
	M	= 静音
	<	音量减小
	>	音量加大
	W	将WASD与 ↑↓←→键对调

MOD007 V3 QMK 系统功能 (Windows)

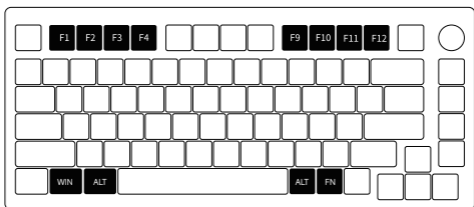


锁Win键
Fn + 左Win

恢复出厂设置
长按 FN+~ 3秒

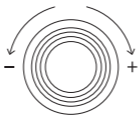
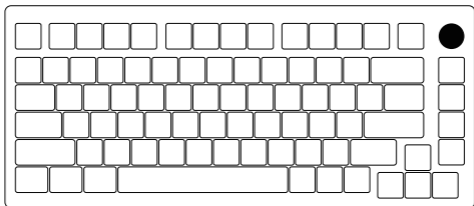
WIN系统 ⇌ MAC系统
Fn + O

MOD007 V3 QMK系统功能 (Mac)



F1	降低显示屏亮度	F7	向后跳(音频)	F11	调低音量
F2	增加显示屏亮度	F8	暂停/播放(音频)	F12	调高音量
F3	开放任务控制	F9	向前跳过(音频)	左Win	Option
F4	呼出Siri	F10	静音	左Alt	Command
右Alt	Command				

MOD007 V3 QMK旋钮功能说明



旋钮功能

逆时针为音量减小
顺时针为音量加大

Akko保修和服务声明

1. Akko为中国大陆的客户提供一个保修。对于其他地区，请联系您的卖家（Akko分销商）以了解具体的保修政策。
2. 如果保修期到期，客户需要支付维修费用。如果用户喜欢自己修理键盘，Akko也会提供说明。用户应对自行修复过程中发生的任何损失承担全部责任。
3. 在未经制造商/卖方指示的情况下拆开键盘将立即导致保修无效
4. 官方售后服务时间为每周一至周五上午10:00至下午18:00
节假日以国家法定节日休息为准。
5. 退货和保修政策在不同的平台上可能有所不同，并在购买时取决于具体的经销商。

公司：深圳银宸科技有限公司

地址：深圳市宝安区松岗街道碧头第一工业区朗碧路33号

电话：0755-23216420

网址：www.akkogear.com

产地：中国·深圳

Company: Shenzhen Yinchen Technology Co., Ltd

Address: 33 Langbi Rd, Bitou First Industrial Zone, Bao'an District, Shenzhen, China



WARNING:
Water and Beverages can't be
poured into the Keyboard.



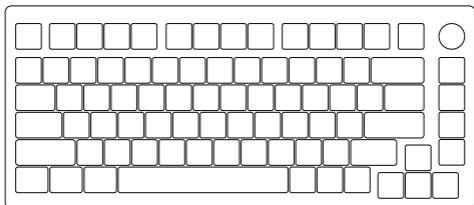
中国制造/Made in China

注意 事项

人为损坏不局限于键盘进水、高处坠落、过度用力拉扯线材等，键盘为电子产品
请按照电子产品保护方式爱惜使用。

To provide you with a better user experience, please read this manual carefully before using the product.

Overview



Packing List




System Requirement

Windows®XP / Vista / 7 / 8 / 10 or higher version

Connectivity Method

Connect the keyboard to your computer by plugging in the USB cable into an available USB port to start using it.

MOD007 V3 QMK HotKeys

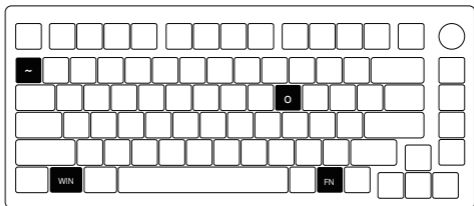


Fn+	F1	=	File Explorer
	F2	=	E-mail
	F3	=	Windows Search
	F4	=	Browser Homepage
	F5	=	Media

Fn+	F6	=	Pause/Playback
	F7	=	Previous Song
	F8	=	Next Song
	C	=	Calculator
	I	=	Ins

Fn+	P	=	Print SCR
	M	=	Mute
	<	=	Decrease Volume
	>	=	Increase Volume
	W	=	Swap WASD with ↑ ↓ ← →

MOD007 V3 QMK System Commands (Windows)

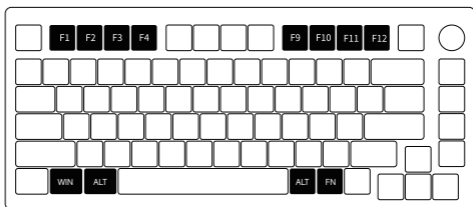


Lock Windows Key
Press Fn and Left Win Key

Restore Factory Settings
Hold down Fn and press ~ Key for 5S

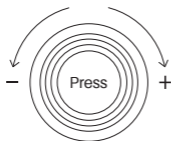
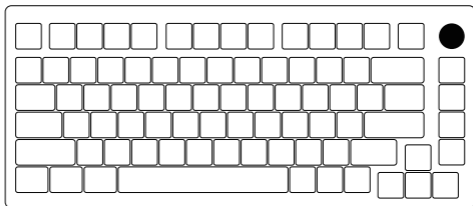
WIN system ⇌ MACsystem
Hold down Fn and press O Key for 3S

MOD007 V3 QMK System Commands (Mac)



F1	Decrease display brightness	F7	Skip back (Audio)	F11	Decrease Volume
F2	Increase display brightness	F8	Pause/Play (Audio)	F12	Increase Volume
F3	Open mission control	F9	Skip forward (Audio)	Left Win	Option
F4	Activate Siri	F10	Mute	Left Alt	Command
Right Alt	Command				

MOD007 V3 QMK Knob Function Description



Knob function

The volume decreases counterclockwise
Clockwise increases the volume

AKKO Warranty and Service Statement

1. Akko provides One-Year warranty for customers in mainland China. For other regions, please contact your seller (Akko distributor) for specific warranty policy.
2. If the warranty window expires, customers need to pay for repairs. Akko will also provide instructions if users prefer to repair the keyboard by themselves. However, users shall take full responsibility for any loss happened during self-repair.
3. Disassembling the keyboard without manufacturer/seller's instruction will immediately void the warranty.
4. The return and warranty policy may vary in different platforms and are subject to the specific distributor at the time of purchase.

Company: Shenzhen Yinchen Technology Co., Ltd

Address: 33 Langbi Rd, Bitou Community 1st Industrial Zone, Bao'an District, Shenzhen, China

Tel: 0755-23216420

Website: www.akkogear.com

Origin: Shenzhen, China



WARNING:

Water and Beverages can't be poured into the Keyboard.



[instagram.com/akkogear](https://www.instagram.com/akkogear)



[facebook.com/akkogear](https://www.facebook.com/akkogear)

中国制造/Made in China



[tiktok.com/@akkogear](https://www.tiktok.com/@akkogear)

Precautions

Man-made damage is not limited to immersion, falling off, and pulling off the wires with excessive forces, etc.



www.akkogear.com

